

## Step 1


**REMOVE TOP CAP WITH  
FLAT HEAD SCREW DRIVER**



## Step 2

**DRIVE ROLL PIN  
OUT WITH  
3/16" PUNCH**

**WRONG**




**ROTATE HANDLE WHEN  
DRIVING ROLL PIN OUT  
TO PREVENT PIN FROM  
INTERFERING WITH THE  
LOWER BEVEL GEAR**

**HANDLE**



## Step 3

**REMOVE CRANK HANDLE**



## Step 4

**REMOVE HANDLE  
BUSHING**




## Step 5

**REMOVE LOWER  
BEVEL GEAR**



## Step 6

**SLIDE DOWEL PIN OUT AND REMOVE FROM JACK TUBE**




## Step 7

**REMOVE WASHER**



## Step 8

**REMOVE INNER POST TUBE  
BY PULLING TUBES APART**





## Step 9

**REPLACE SHAFT  
BUSHING**

**LUBRICATE SCREW  
BY WORKING  
GREASE INTO  
ENTIRE THREAD**



## Step 10

**REASSEMBLE JACK IN  
REVERSE ORDER AND  
GREASE BEVEL GEARS**

