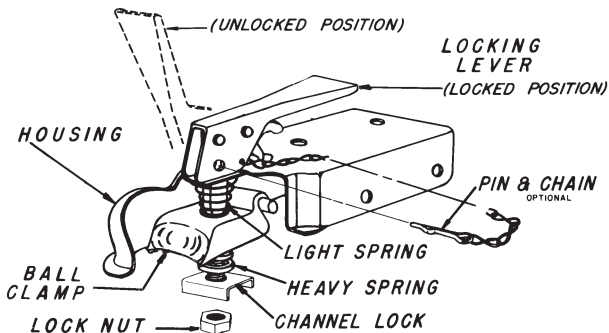




QUICK-LOCK TRAILER COUPLER

INSTALLATION INSTRUCTIONS

1. Bolt coupler to front of trailer tongue using the largest possible bolts that will fit through coupler side holes. Use all available side holes. Additional bolts may be used in top holes for extra strength if desired. Do not drill or otherwise enlarge or modify any mounting holes.
2. If coupler is to be welded to trailer tongue, care must be taken to get good penetration without undercutting either coupler or tongue. Weld at least entire bottom edge of both sides.



ASSEMBLY INSTRUCTIONS


1. Assemble all parts as shown in the diagram above. Note that locking lever must be in the unlocked position when assembling.
2. Adjust coupler to ball by raising channel lock and turning nut with fingers. Proper adjustment is obtained when coupler is as tight as possible on ball and locking lever can still be opened and closed. Check adjustment frequently and tighten if necessary.

OPERATION INSTRUCTIONS

Use only with specified ball size.

To Unlock – Pull locking trigger upward with index finger and lift locking lever.


To Lock – Push locking lever handle down. The optional locking pin or a padlock may be inserted in the locking lever hole for extra security.

 **WARNING: Every time coupler is used, make certain ball is completely engaged in socket and coupler is securely locked. Failure to do so could result in serious or fatal injury.**

Safety chains must be used. Cross safety chains under coupling allowing only enough slack for turns.

MAINTENANCE & REPAIR INSTRUCTIONS

1. Do not use coupler with any bent or otherwise damaged parts. Repair kits are available which contain all parts except the housing.

 **WARNING: These component parts should not be interchanged with the component parts of any other Dutton-Lainson Company model or other manufacturer's couplers.**

SAE CLASS 1

MODELS 940-1,
950-1, 960-1 & 970-1

For gross trailer weights
up to 2,000 lb/907 kg.

Max. Tongue Wt.

200 lb (91 kg.)

Repair Kit No. 6256

SAE CLASS 2

MODELS 980-2,
981-2 & 982-2

For gross trailer weights
up to 3,500 lb/1588 kg.

Max. Tongue Wt.

15% GTW

Repair Kit No. 6257

SAE CLASS 3

MODEL 985-3

For gross trailer weights
up to 5,000 lb/2268 kg.

Max. Tongue Wt.

15% GTW

Repair Kit No. 6257

This product complies with SAE J684 and VESC V-5 Standards.

For added trailer security, use Model 6298 *D-L Hitch-Lock®* Trailer Guard.
Available at most trailer and towing departments.



SINCE

1886

MANUFACTURED BY

DUTTON-LAINSON COMPANY

MADE IN U.S.A.

Hastings, Nebraska 68902-0729 • 402-462-4141 • FAX 402-460-4612